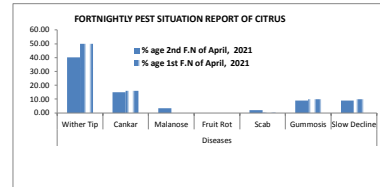
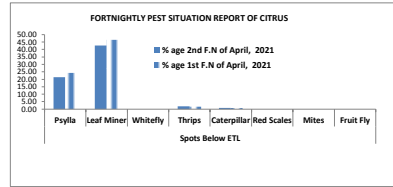
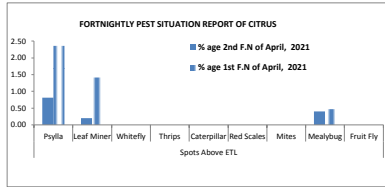


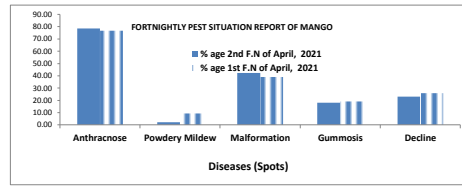

**A- FORTNIGHTLY PEST SITUATION REPORT OF CITRUS**

	Spots Visited	Area Surveyed (Acres)	Area Affected (Acres)	Spots Above ETL										Spots Below ETL						Diseases								
				Psylla	Leaf Miner	Whitefly	Thrips	Caterpillar	Red Scales	Mites	Mealybug	Fruit Fly	Psylla	Leaf Miner	Whitefly	Thrips	Caterpillar	Red Scales	Mites	Fruit Fly	Wither Tip	Canker	Malanose	Fruit Rot	Scab	Gummosis	Slow Decline	
% age 2nd F.N of April, 2021	495	2964.90	1359.70	0.81	0.20	0.00	0.00	0.00	0.00	0.00	0.00	0.40	0.00	21.41	42.63	0.00	1.82	0.81	0.00	0.00	0.00	40.20	14.95	3.43	0.00	2.02	8.89	8.89
% age 1st F.N of April, 2021	424	2893.23	1706.33	2.36	1.42	0.00	0.00	0.00	0.00	0.00	0.47	0.00	24.29	46.46	0.00	1.65	0.71	0.00	0.00	0.00	50.00	16.04	0.00	0.00	0.24	9.91	9.91	



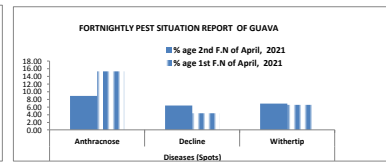
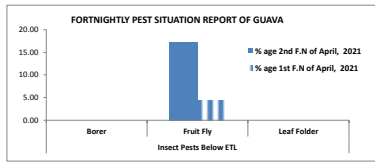

**B- FORTNIGHTLY PEST SITUATION REPORT OF MANGO**

	Spots Visited	Area Surveyed (Acres)	Area Affected (Acres)	Insect Pests (Spots)										Diseases (Spots)									
				Fruit Borer	Tip Borer	Thrips	Hopper	Fruit Fly	Scalps	Galls/Wildings	Mealy Bug	Fruit Borer	Tip Borer	Thrips	Hopper	Fruit Fly	Scalps	Galls/Wildings	Anthracnose	Powdery Mildew	Malformation	Gummosis	Decline
% age 2nd F.N of April, 2021	265	4058.4	2249.3	0.00	0.00	1.13	4.53	0.00	0.00	0.38	1.51	1.51	0.00	7.17	33.21	0.00	32.45	33.96	78.49	2.26	42.26	18.11	23.02
% age 1st F.N of April, 2021	236	3574	2057	0.00	0.00	0.00	6.36	0.00	0.00	0.42	1.69	0.00	0.00	0.00	44.49	0.00	28.81	25.42	76.69	9.32	38.98	19.07	25.85



**C- FORTNIGHTLY PEST SITUATION REPORT OF GUAVA**

	Spots Visited	Area Surveyed (Acres)	Area Affected (Acres)	Insect Pests (Spots)										Diseases (Spots)		
				Insect Pests Above ETL					Insect Pests Below ETL					Anthracnose	Decline	Witherip
				Borer	Fruit Fly	Leaf Folder	Army worm	Mealy Bug	Borer	Fruit Fly	Leaf Folder					
% age 2nd F.N of April, 2021	202	924.13	145.00	0.00	0.00	0.00	0.00	0.00	0.00	0.00	17.33	0.00	8.91	6.44	6.93	
% age 1st F.N of April, 2021	137	479.33	62.60	0.00	6.57	0.00	0.00	0.00	0.00	0.00	4.38	0.00	15.33	4.38	6.57	



D- FORTNIGHTLY PEST SITUATION REPORT OF POTATO

	No. of Spots	Area Surveyed	Area Affected	Spots Above ETL		Spots Below ETL		Disease Spots				
				Jassid	White Fly	Jassid	White Fly	Early Blight	Late Blight	Black Wart	Leaf Curl Virus	Mycoplasma
% age 2nd F.N of April, 2021	4	5.6	0.2	0.00	0.00	50.00	0.00	0.00	0.00	0.00	0.00	0.00
% age 1st F.N of April, 2021	15	50.2	1.6	0.00	0.00	6.67	0.00	0.00	13.34	0.00	0.00	0.00

