
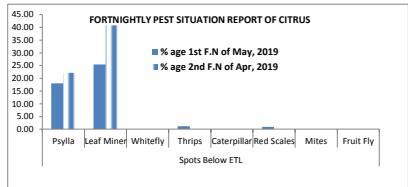
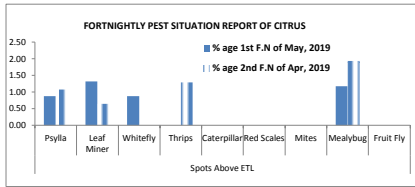


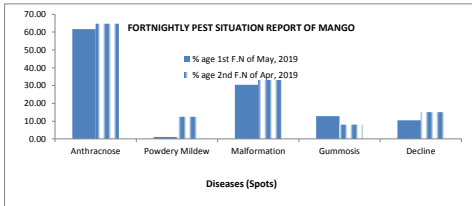
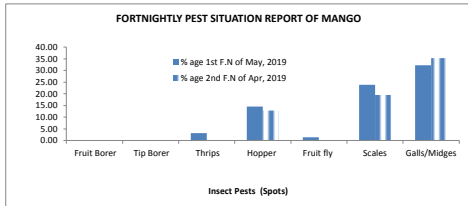
A- FORTNIGHTLY PEST SITUATION REPORT OF CITRUS

	Spots Visited	Area Surveyed (Acres)	Area Affected (Acres)	Spots Above ETL										Spots Below ETL							Diseases						
				Psylla	Leaf Miner	Whitefly	Thrips	Caterpillar	Red Scales	Mites	Mealybug	Fruit Fly	Psylla	Leaf Miner	Whitefly	Thrips	Caterpillar	Red Scales	Mites	Fruit Fly	Wither Tip	Cankar	Malanose	Fruit Rot	Scab	Gummosis	Slow Decline
% age 1st F.N of May, 2019	682	4392.975	2075.1	0.88	1.32	0.88	0.00	0.00	0.00	0.00	1.17	0.00	18.04	25.37	0.00	1.17	0.00	0.00	0.00	0.00	39.88	8.36	0.15	0.00	0.00	6.01	4.84
% age 2nd F.N of Apr, 2019	466	2668.925	1307.2	1.07	0.64	0.00	1.29	0.00	0.00	0.00	1.93	0.00	22.10	40.77	0.00	0.00	0.00	0.00	0.00	0.00	45.49	7.51	0.21	0.00	0.00	6.44	5.79



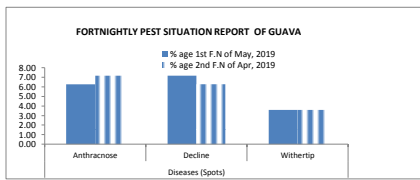
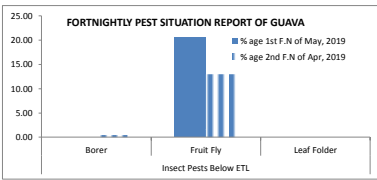
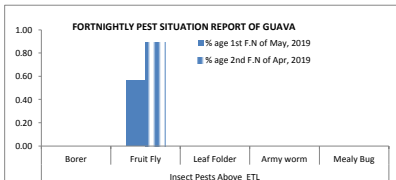
B- FORTNIGHTLY PEST SITUATION REPORT OF MANGO

	Spots Visited	Area Surveyed (Acres)	Area Affected (Acres)	Insect Pests (Spots)										Diseases (Spots)										
				Fruit Borer	Tip Borer	Thrips	Hopper	Fruit fly	Scales	Galls/Midge	Mealy Bug	Fruit Borer	Tip Borer	Thrips	Hopper	Fruit fly	Scales	Galls/Midges	Anthraxnose	Powdery Mildew	Malformation	Gummosis	Decline	
% age 1st F.N of May, 2019	289	3153.625	2033	0.00	0.00	0.00	0.00	0.00	0.00	0.00	1.38	0.00	0.00	3.11	14.53	1.38	23.88	32.18	61.59	1.04	30.45	12.80	10.38	
% age 2nd F.N of Apr, 2019	272	3239	1946	0.00	0.00	0.00	1.47	0.00	0.00	0.00	0.00	0.00	0.00	0.00	0.00	12.86	0.00	19.48	35.29	64.70	12.50	33.09	8.09	15.07



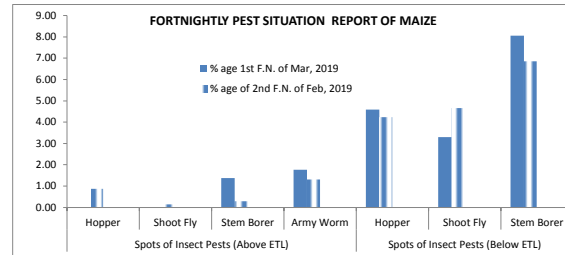
C- FORTNIGHTLY PEST SITUATION REPORT OF GUAVA

	Spots Visited	Area Surveyed (Acres)	Area Affected (Acres)	Insect Pests (Spots)										Diseases (Spots)		
				Insect Pests Above ETL					Insect Pests Below ETL					Anthraxnose	Decline	Witherip
				Borer	Fruit Fly	Leaf Folder	Army worm	Mealy Bug	Borer	Fruit Fly	Leaf Folder					
% age 1st F.N of May, 2019	223	975.8	211.5	0.00	0.56	0.00	0.00	0.00	0.00	0.00	20.63	0.00	6.28	7.17	3.59	
% age 2nd F.N of Apr, 2019	223	902.63	174	0.00	0.89	0.00	0.00	0.00	0.00	0.45	13.00	0.00	7.17	6.28	3.59	



D- FORTNIGHTLY PEST SCOUTING REPORT OF MAIZE

	No. of Spots	Area Surveyed	Area Affected	Spots of Insect Pests (Above ETL)				Spots of Insect Pests (Below ETL)				Disease Incidence	
				Hopper	Shoot Fly	Stem Borer	Army Worm	Hopper	Shoot Fly	Stem Borer	Stalk Rot	Leaf Blight	Smut
% age 1st F.N of May, 2019	1242	6710.425	775.78	0.00	0.00	1.37	1.77	4.59	3.3	8.05	0.00	0.00	0.00
% age 2nd F.N of Apr, 2019	686	3826.25	664.375	0.87	0.14	0.29	1.31	4.23	4.66	6.85	0.00	0.00	0.00



E- FORTNIGHTLY PEST SITUATION REPORT OF POTATO

	No. of Spots		Area Affected	Spots Above ETL		Spots Below ETL		Disease Spots					
	Acres	Acres		Jassid	White Fly	Jassid	White Fly	Early Blight	Late Blight	Black Wart	Leaf Curl Virus	Mycoplasma	
% age 1st F.N of May, 2019	82	825.3	41.5	3.66	0.00	1.22	2.44	1.22	2.44	0.00	0.00	0.00	
% age 2nd F.N of Apr, 2019	79	587.2	35	0.00	0.00	1.26	2.53	1.26	5.06	0	0	0	

