
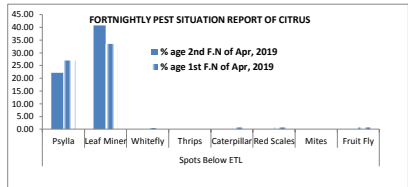
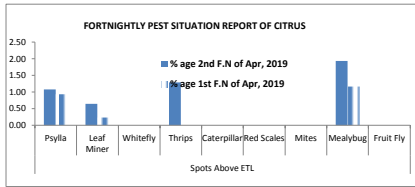


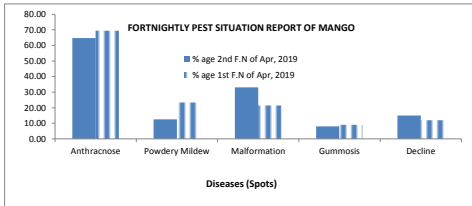
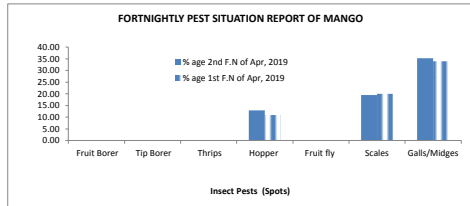
**A- FORTNIGHTLY PEST SITUATION REPORT OF CITRUS**

	Spots Visited	Area Surveyed (Acres)	Area Affected (Acres)	Spots Above ETL										Spots Below ETL							Diseases						
				Psylla	Leaf Miner	Whitefly	Thrips	Caterpillar	Red Scales	Mites	Mealybug	Fruit Fly	Psylla	Leaf Miner	Whitefly	Thrips	Caterpillar	Red Scales	Mites	Fruit Fly	Wither Tip	Canker	Malanose	Fruit Rot	Scab	Gummosis	Slow Decline
% age 2nd F.N of Apr, 2019	466	2668.925	1307.2	1.07	0.64	0.00	1.29	0.00	0.00	0.00	0.00	1.93	0.00	22.10	40.77	0.00	0.00	0.00	0.00	45.49	7.51	0.21	0.00	0.00	6.44	5.79	
% age 1st F.N of Apr, 2019	430	2851.975	1612.575	0.93	0.23	0.00	0.00	0.00	0.00	0.00	0.00	1.16	0.00	26.98	33.49	0.47	0.00	0.70	0.70	48.84	3.72	0.00	0.00	0.00	8.37	3.95	



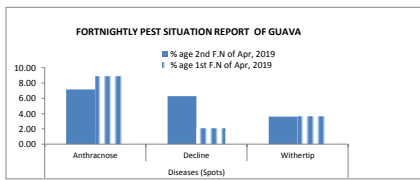
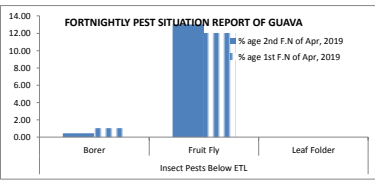
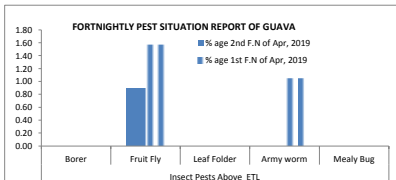
**B- FORTNIGHTLY PEST SITUATION REPORT OF MANGO**

	Spots Visited	Area Surveyed (Acres)	Area Affected (Acres)	Insect Pests (Spots)										Diseases (Spots)										
				Fruit Borer	Tip Borer	Thrips	Hopper	Fruit fly	Scales	Galls/Midge	Mealy Bug	Fruit Borer	Tip Borer	Thrips	Hopper	Fruit fly	Scales	Galls/Midge	Anthraxnose	Powdery Mildew	Malformation	Gummosis	Decline	
% age 2nd F.N of Apr, 2019	272	3239	1946	0.00	0.00	0.00	1.47	0.00	0.00	0.00	0.00	0.00	0.00	0.00	0.00	12.86	0.00	19.48	35.29	64.70	12.50	33.09	8.09	15.07
% age 1st F.N of Apr, 2019	265	3257.51	2062	0.00	0.00	0.00	0.38	0.00	0.00	0.00	0.75	0.00	0.00	0.00	10.94	0.00	20.00	33.96	69.43	23.39	21.51	9.06	12.07	



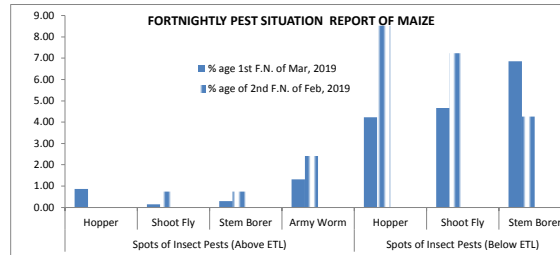
**C- FORTNIGHTLY PEST SITUATION REPORT OF GUAVA**

	Spots Visited	Area Surveyed (Acres)	Area Affected (Acres)	Insect Pests (Spots)										Diseases (Spots)		
				Insect Pests Above ETL					Insect Pests Below ETL					Anthraxnose	Decline	Witherip
				Borer	Fruit Fly	Leaf Folder	Army worm	Mealy Bug	Borer	Fruit Fly	Leaf Folder					
% age 2nd F.N of Apr, 2019	223	902.63	174	0.00	0.89	0.00	0.00	0.00	0.45	13.00	0.00	7.17	6.28	3.59		
% age 1st F.N of Apr, 2019	191	877.685	107	0.00	1.57	0.00	1.05	0.00	1.05	12.04	0.00	8.90	2.09	3.66		



### D- FORTNIGHTLY PEST SCOUTING REPORT OF MAIZE

	No. of Spots	Area Surveyed	Area Affected	Spots of Insect Pests (Above ETL)				Spots of Insect Pests (Below ETL)				Disease Incidence	
				Hopper	Shoot Fly	Stem Borer	Army Worm	Hopper	Shoot Fly	Stem Borer	Slak Rot	Leaf Blight	Smut
% age 2nd F.N of Apr, 2019	686	3826.25	664.375	0.87	0.14	0.29	1.31	4.23	4.66	6.85	0.00	0.00	0.00
% age 1st F.N of Apr, 2019	540	3145.775	662.75	0.00	0.74	0.74	2.41	8.52	7.23	4.26	0.00	0.00	0.00



### E- FORTNIGHTLY PEST SITUATION REPORT OF POTATO

	No. of Spots	Area Surveyed	Area Affected	Spots Above ETL		Spots Below ETL		Disease Spots					
				Jassid	White Fly	Jassid	White Fly	Early Blight	Late Blight	Black Wart	Leaf Curl Virus	Mycoplasma	
% age 2nd F.N of Apr, 2019	79	587.2	35	0.00	0.00	1.26	2.53	1.26	5.06	0.00	0.00	0.00	
% age 1st F.N of Apr, 2019	73	568	34	0.00	0.00	1.37	2.74	1.37	2.74	0.00	0.00	0.00	

