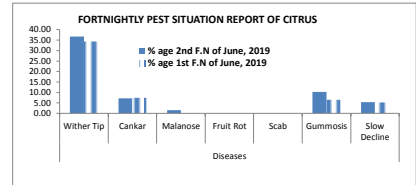
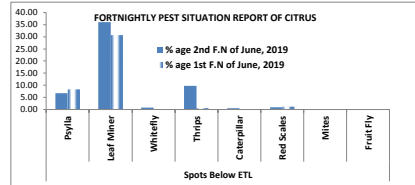



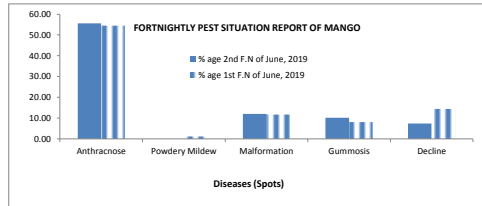
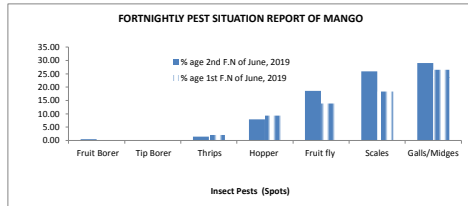
A- FORTNIGHTLY PEST SITUATION REPORT OF CITRUS

	Spots Visited	Area Surveyed (Acres)	Area Affected (Acres)	Spots Above ETL										Spots Below ETL						Diseases								
				Psylla	Leaf Miner	Whitefly	Thrips	Caterpillar	Red Scales	Mites	Mealybug	Fruit Fly	Psylla	Leaf Miner	Whitefly	Thrips	Caterpillar	Red Scales	Mites	Fruit Fly	Wither Tip	Canker	Malanose	Fruit Rot	Scab	Gummosis	Slow Decline	
% age 2nd F.N of June, 2019	690	4599.65	2358.2	0.58	0.43	0.00	0.00	0.00	0.00	0.00	0.00	0.00	0.00	6.67	36.09	0.72	9.71	0.43	0.87	0.00	0.00	36.67	7.25	1.45	0.00	0.00	10.29	5.36
% age 1st F.N of June, 2019	632	4517.1	1740.85	0.00	0.47	0.00	0.00	0.00	0.00	0.00	0.63	0.00	8.23	30.70	0.00	0.47	0.00	1.11	0.00	0.00	34.34	7.44	0.16	0.00	0.00	6.49	5.22	



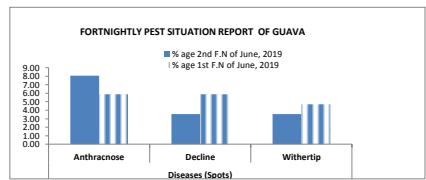
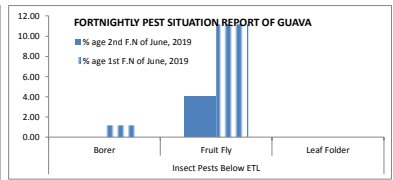
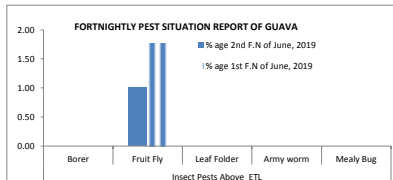
B- FORTNIGHTLY PEST SITUATION REPORT OF MANGO

	Spots Visited	Area Surveyed (Acres)	Area Affected (Acres)	Insect Pests (Spots)										Diseases (Spots)										
				Fruit Borer	Tip Borer	Thrips	Hopper	Fruit Fly	Scales	Galls/Midges	Mealy Bug	Fruit Borer	Tip Borer	Thrips	Hopper	Fruit Fly	Scales	Galls/Midges	Anthraxnose	Powdery Mildew	Malformation	Gummosis	Decline	
% age 2nd F.N of June, 2019	414	4133.31	2918	0.00	0.00	0.00	0.00	0.72	0.00	0.00	0.00	0.00	0.48	0.00	1.45	7.97	18.60	25.85	28.99	55.56	0.00	12.08	10.14	7.49
% age 1st F.N of June, 2019	332	3583	2448	0.00	0.00	0.00	0.00	0.00	0.00	0.00	0.00	0.00	0.00	0.00	2.11	9.34	13.86	18.37	26.51	54.52	1.20	11.75	8.13	14.46



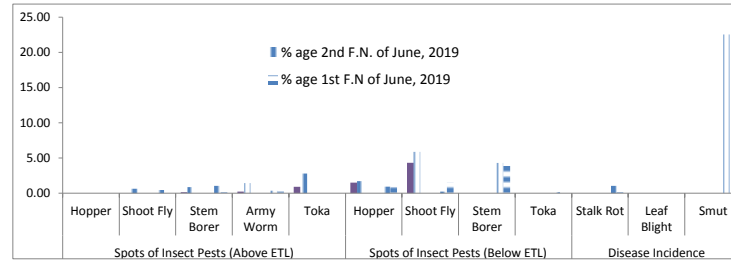
C- FORTNIGHTLY PEST SITUATION REPORT OF GUAVA

	Spots Visited	Area Surveyed (Acres)	Area Affected (Acres)	Insect Pests (Spots)										Diseases (Spots)		
				Insect Pests Above ETL				Insect Pests Below ETL						Anthraxnose	Decline	Witherip
				Borer	Fruit Fly	Leaf Folder	Army worm	Mealy Bug	Borer	Fruit Fly	Leaf Folder	Borer	Fruit Fly			
% age 2nd F.N of June, 2019	198	892.71	66.35	0.00	1.01	0.00	0.00	0.00	0.00	0.00	4.04	0.00	8.08	3.54	3.54	
% age 1st F.N of June, 2019	170	871.65	200.125	0.00	1.76	0.00	0.00	0.00	1.18	11.18	0.00	5.88	5.88	4.71		



D- FORTNIGHTLY PEST SCOUTING REPORT OF MAIZE

	No. of Spots	Area Surveyed	Area Affected	Spots of Insect Pests (Above ETL)				Spots of Insect Pests (Below ETL)				Disease Incidence		
				Hopper	Shoot Fly	Stem Borer	Army Worm	Hopper	Shoot Fly	Stem Borer	Stalk Rot	Leaf Blight	Smut	
% age 1st F.N of June, 2019	1337	6058.625	220.58	0.00	0.00	0.15	0.22	0.9	1.49	4.34	0.15	0.00	0.00	
% age 2nd F.N of June, 2019	1396	6391.5	732.35	0.00	0.64	0.86	1.43	2.79	1.72	5.87	0.07	0.00	0.00	



E- FORTNIGHTLY PEST SITUATION REPORT OF POTATO

	No. of Spots	Area Surveyed	Area Affected	Spots Above ETL		Spots Below ETL		Disease Spots				
	Acres	Acres	Acres	Jassid	White Fly	Jassid	White Fly	Early Blight	Late Blight	Black Wart	Leaf Curl Virus	Mycoplasma
% age 2nd F.N of June, 2019	15	12	0.7	0	0.00	0	0.00	0	13.34	0.00	0.00	0.00
% age 1st F.N of June, 2019	77	586.225	41	1.3	0.00	1.3	2.60	1.3	3.9	0.00	0.00	0.00

