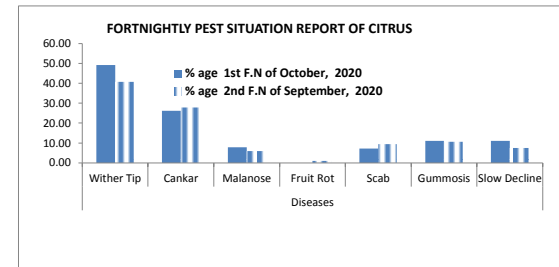
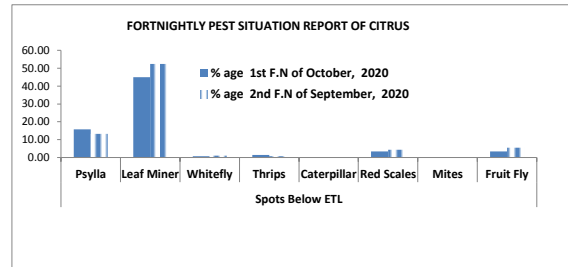
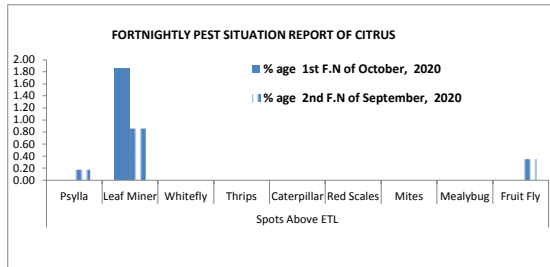




## A- FORTNIGHTLY PEST SITUATION REPORT OF CITRUS

|                                  | Spots Visited | Area Surveyed (Acres) | Area Affected (Acres) | Spots Above ETL |            |          |        |             |            |       |          |           | Spots Below ETL |            |          |        |             |            |       | Diseases  |            |        |          |           |      |          |              |
|----------------------------------|---------------|-----------------------|-----------------------|-----------------|------------|----------|--------|-------------|------------|-------|----------|-----------|-----------------|------------|----------|--------|-------------|------------|-------|-----------|------------|--------|----------|-----------|------|----------|--------------|
|                                  |               |                       |                       | Psylla          | Leaf Miner | Whitefly | Thrips | Caterpillar | Red Scales | Mites | Mealybug | Fruit Fly | Psylla          | Leaf Miner | Whitefly | Thrips | Caterpillar | Red Scales | Mites | Fruit Fly | Wither Tip | Cankar | Malanose | Fruit Rot | Scab | Gummosis | Slow Decline |
| % age 1st F.N of October, 2020   | 432           | 2730.93               | 1555.85               | 0.00            | 1.85       | 0.00     | 0.00   | 0.00        | 0.00       | 0.00  | 0.00     | 0.00      | 15.74           | 44.91      | 0.69     | 1.39   | 0.00        | 3.47       | 0.00  | 3.47      | 49.31      | 26.16  | 7.87     | 0.00      | 7.18 | 11.11    | 11.11        |
| % age 2nd F.N of September, 2020 | 584           | 3498.53               | 2083.78               | 0.17            | 0.86       | 0.00     | 0.00   | 0.00        | 0.00       | 0.00  | 0.00     | 0.34      | 13.18           | 52.40      | 1.03     | 0.68   | 0.17        | 4.28       | 0.00  | 5.48      | 40.75      | 27.91  | 5.99     | 1.03      | 9.42 | 10.62    | 7.53         |



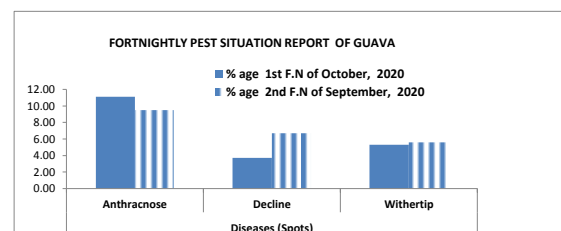
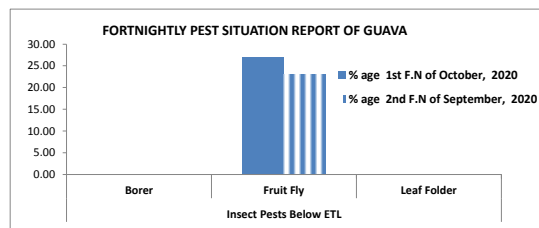
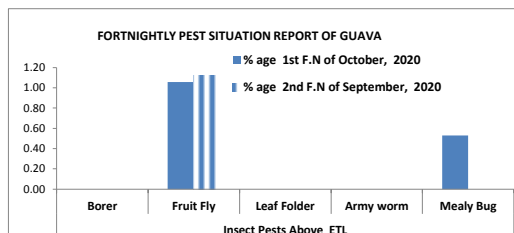
## B- FORTNIGHTLY PEST SITUATION REPORT OF MANGO

|                                  | Spots Visited | Area Surveyed (Acres) | Area Affected (Acres) | Insect Pests (Spots) |           |        |        |           |        |              | Insect Pests (Spots) |             |           |        |        |           |        | Diseases (Spots) |             |                |              |          |         |
|----------------------------------|---------------|-----------------------|-----------------------|----------------------|-----------|--------|--------|-----------|--------|--------------|----------------------|-------------|-----------|--------|--------|-----------|--------|------------------|-------------|----------------|--------------|----------|---------|
|                                  |               |                       |                       | Fruit Borer          | Tip Borer | Thrips | Hopper | Fruit fly | Scales | Galls/Midges | Mealy Bug            | Fruit Borer | Tip Borer | Thrips | Hopper | Fruit fly | Scales | Galls/Midges     | Anthraxnose | Powdery Mildew | Malformation | Gummosis | Decline |
| % age 1st F.N of October, 2020   | 248           | 2913                  | 1533                  | 0.00                 | 0.00      | 0.00   | 0.00   | 0.00      | 0.00   | 0.00         | 0.00                 | 0.00        | 0.00      | 4.84   | 2.42   | 0.00      | 19.35  | 25.40            | 71.37       | 0.00           | 4.44         | 17.34    | 16.13   |
| % age 2nd F.N of September, 2020 | 263           | 3053                  | 1589                  | 0.00                 | 0.00      | 0.00   | 0.38   | 0.76      | 0.00   | 0.00         | 0.00                 | 0.00        | 0.00      | 0.00   | 8.37   | 6.08      | 25.10  | 26.62            | 68.82       | 0.00           | 7.22         | 12.93    | 16.73   |



### C- FORTNIGHTLY PEST SITUATION REPORT OF GUAVA

|                                  | Spots Visited | Area Surveyed (Acres) | Area Affected (Acres) | Insect Pests (Spots)   |           |             |           |           |                        |           |             |       | Diseases (Spots) |         |           |
|----------------------------------|---------------|-----------------------|-----------------------|------------------------|-----------|-------------|-----------|-----------|------------------------|-----------|-------------|-------|------------------|---------|-----------|
|                                  |               |                       |                       | Insect Pests Above ETL |           |             |           |           | Insect Pests Below ETL |           |             |       | Anthracnose      | Decline | Withertip |
|                                  |               |                       |                       | Borer                  | Fruit Fly | Leaf Folder | Army worm | Mealy Bug | Borer                  | Fruit Fly | Leaf Folder |       |                  |         |           |
| % age 1st F.N of October, 2020   | 189           | 982.35                | 242.20                | 0.00                   | 1.06      | 0.00        | 0.00      | 0.53      | 0.00                   | 26.98     | 0.00        | 11.11 | 3.70             | 5.29    |           |
| % age 2nd F.N of September, 2020 | 179           | 946.48                | 164.48                | 0.00                   | 1.12      | 0.00        | 0.00      | 0.00      | 0.00                   | 22.91     | 0.00        | 9.50  | 6.70             | 5.59    |           |



### D- FORTNIGHTLY PEST SCOUTING REPORT OF MAIZE

|                                  | No. of Spots | Area Surveyed | Area Affected | Spots of Insect Pests (Above ETL) |           |            |           |      | Spots of Insect Pests (Below ETL) |           |            |      | Disease Incidence |             |      |
|----------------------------------|--------------|---------------|---------------|-----------------------------------|-----------|------------|-----------|------|-----------------------------------|-----------|------------|------|-------------------|-------------|------|
|                                  |              |               |               | Hopper                            | Shoot Fly | Stem Borer | Army Worm | Toke | Hopper                            | Shoot Fly | Stem Borer | Toke | Stalk Rot         | Leaf Blight | Smut |
| % age 1st F.N of October, 2020   | 771          | 2389.2        | 522.45        | 0                                 | 0         | 2.85       | 11.93     | 0    | 1.81                              | 1.29      | 5.71       | 2.46 | 0                 | 0           | 0    |
| % age 2nd F.N of September, 2020 | 1042         | 3441.15       | 820.75        | 0                                 | 0         | 0.86       | 9.88      | 0    | 2.01                              | 3.45      | 7.29       | 2.11 | 0.19              | 0           | 0    |

