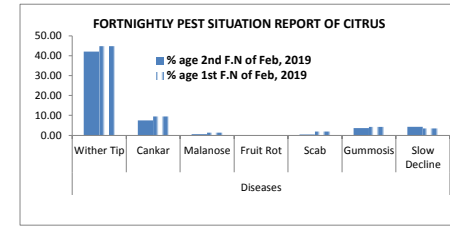
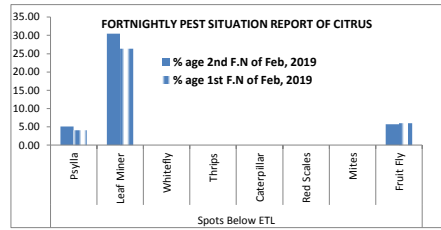
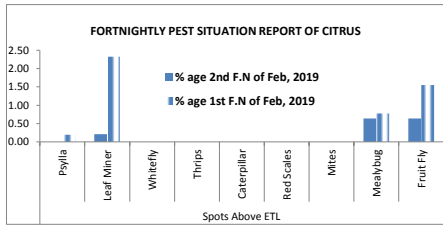


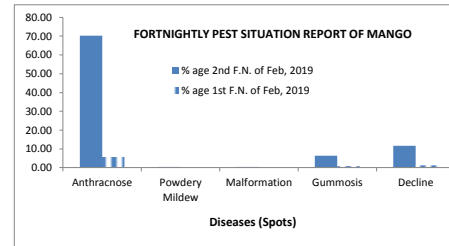
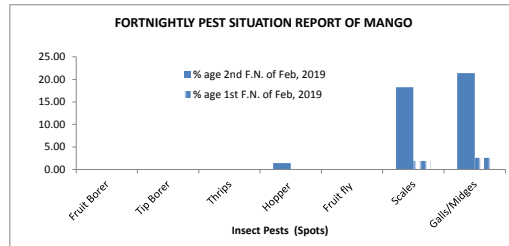
### A- FORTNIGHTLY PEST SITUATION REPORT OF CITRUS

	Spots Visited	Area Surveyed (Acres)	Area Affected (Acres)	Spots Above ETL										Spots Below ETL						Diseases								
				Psylla	Leaf Miner	Whitefly	Thrips	Caterpillar	Red Scales	Mites	Mealybug	Fruit Fly	Psylla	Leaf Miner	Whitefly	Thrips	Caterpillar	Red Scales	Mites	Fruit Fly	Wither Tip	Cankar	Malanose	Fruit Rot	Scab	Gummosis	Slow Decline	
% age 2nd F.N of Feb, 2019	469	3382.7	1476.75	0.00	0.21	0.00	0.00	0.00	0.00	0.00	0.00	0.64	0.64	5.12	30.49	0.00	0.00	0.00	0.00	0.00	5.76	42.00	7.46	0.64	0.00	0.43	3.62	4.26
% age 1st F.N of Feb, 2019	516	3268.93	1631.4	0.19	2.33	0.00	0.00	0.00	0.00	0.00	0.00	0.78	1.55	4.07	26.36	0.00	0.00	0.00	0.00	0.00	6.01	44.77	9.50	1.36	0.00	1.94	4.26	3.49



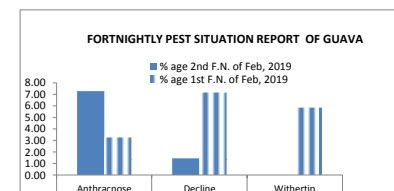
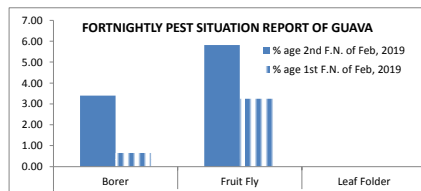
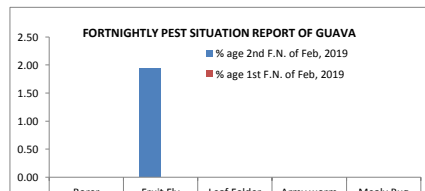
### B- FORTNIGHTLY PEST SITUATION REPORT OF MANGO

	Spots Visited	Area Surveyed (Acres)	Area Affected (Acres)	Insect Pests (Spots)										Diseases (Spots)													
				Fruit Borer	Tip Borer	Thrips	Hopper	Fruit Fly	Scales	Galls/Midges	Mealy Bug	Fruit Borer	Tip Borer	Thrips	Hopper	Fruit Fly	Scales	Galls/Midges	Anthracoese	Powdery Mildew	Malformation	Gummosis	Decline				
% age 2nd F.N. of Feb, 2019	285	3408.3	2166	0.00	0.00	0.00	0.00	0.00	0.00	0.00	0.00	0.00	0.00	0.00	0.00	0.00	0.00	0.00	1.40	0.00	18.25	21.40	70.18	0.35	0.35	6.32	11.58
% age 1st F.N. of Feb, 2019	290	3157.31	2048	0.00	0.00	0.00	0.00	0.00	0.00	0.00	0.00	0.00	0.00	0.00	0.00	0.00	0.00	0.00	0.06	0.00	1.90	2.60	5.67	0.00	0.00	0.76	1.24



### C- FORTNIGHTLY PEST SITUATION REPORT OF GUAVA

	Spots Visited	Area Surveyed (Acres)	Area Affected (Acres)	Insect Pests (Spots)						Diseases (Spots)					
				Insect Pests Above ETL			Insect Pests Below ETL			Anthracnose	Decline	Wither Tip			
				Borer	Fruit Fly	Leaf Folder	Army worm	Mealy Bug	Borer				Fruit Fly	Leaf Folder	
% age 2nd F.N. of Feb, 2019	206	988.45	175	0.00	1.94	0.00	0.00	0.00	0.00	3.40	5.83	0.00	7.28	1.46	0.00
% age 1st F.N. of Feb, 2019	154	736.645	103	0.00	0.00	0.00	0.00	0.00	0.65	3.25	0.00	3.25	7.14	5.84	





### D- FORTNIGHTLY PEST SCOUTING REPORT OF MAIZE

	No. of Spots	Area Surveyed	Area Affected	Spots of Insect Pests (Above ETL)				Spots of Insect Pests (Below ETL)			Disease Incidence		
	Acres	Acres	Acres	Hopper	Shoot Fly	Stem Borer	Army Worm	Hopper	Shoot Fly	Stem Borer	Stalk Rot	Leaf Blight	Smut
% age 2nd F.N of Feb, 2019	356	2439	74	0.00	0.00	0.00	0.28	0.00	1.97	0.00	0.00	0.00	0.00
% age 1st F.N of Feb, 2019	238	1460	6	0.00	0.00	0.00	0.00	0.00	1.26	0.00	0.00	0.00	0.00

### E- FORTNIGHTLY PEST SITUATION REPORT OF POTATO

	No. of Spots	Area Surveyed	Area Affected	Spots Above ETL		Spots Below ETL		Disease Spots					
	Acres	Acres	Acres	Jassid	White Fly	Jassid	White Fly	Early Blight	Late Blight	Black Wart	Leaf Curl Virus	Mycoplasma	smas
% age 2nd F.N of Feb, 2019	192	1821.1	509	0.00	0.00	11.98	7.29	4.69	4.69	1.56	0.00	0.00	0.00
% age 1st F.N of Feb, 2019	183	1917.2	740	0.00	0.00	14.21	10.38	6.56	9.84	0.00	0.00	0.00	0.00

