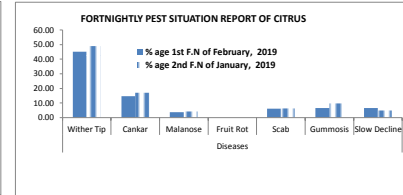
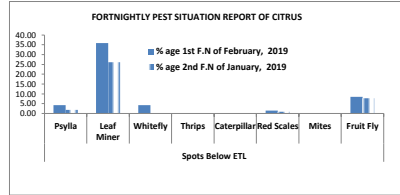
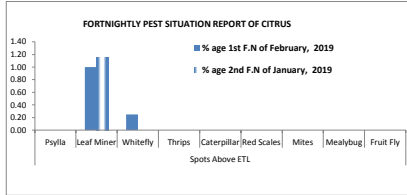




A- FORTNIGHTLY PEST SITUATION REPORT OF CITRUS

| | Spots Visited | Area Surveyed (Acres) | Area Affected (Acres) | Spots Above ETL | | | | | | | | | | Spots Below ETL | | | | | Diseases | | | | | | | | | |
|---------------------------------|---------------|-----------------------|-----------------------|-----------------|------------|----------|--------|-------------|------------|-------|----------|-----------|--------|-----------------|----------|--------|-------------|------------|----------|-----------|------------|--------|----------|-----------|------|----------|--------------|------|
| | | | | Psylla | Leaf Miner | Whitefly | Thrips | Caterpillar | Red Scales | Mites | Mealybug | Fruit Fly | Psylla | Leaf Miner | Whitefly | Thrips | Caterpillar | Red Scales | Mites | Fruit Fly | Wither Tip | Cankar | Malanose | Fruit Rot | Scab | Gummosis | Slow Decline | |
| % age 1st F.N of February, 2019 | 399 | 2481.60 | 1221.98 | 0.00 | 1.00 | 0.25 | 0.00 | 0.00 | 0.00 | 0.00 | 0.00 | 0.00 | 0.00 | 4.26 | 35.84 | 4.26 | 0.00 | 0.00 | 1.50 | 0.00 | 8.52 | 45.11 | 14.54 | 3.76 | 0.00 | 6.02 | 6.52 | 6.52 |
| % age 2nd F.N of January, 2019 | 437 | 2640.7 | 1385.325 | 0.00 | 1.14 | 0.00 | 0.00 | 0.00 | 0.00 | 0.00 | 0.00 | 0.00 | 1.83 | 26.09 | 0.00 | 0.00 | 0.00 | 0.92 | 0.00 | 7.78 | 48.97 | 16.93 | 4.12 | 0.00 | 6.18 | 9.61 | 4.81 | |



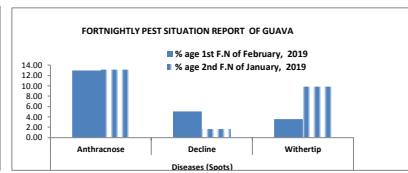
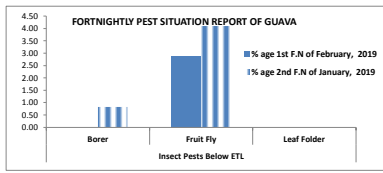

B- FORTNIGHTLY PEST SITUATION REPORT OF MANGO

| | Spots Visited | Area Surveyed (Acres) | Area Affected (Acres) | Insect Pests (Spots) | | | | | | | | | | Diseases (Spots) | | | | | | | | | | | |
|---------------------------------|---------------|-----------------------|-----------------------|----------------------|-----------|--------|--------|-----------|--------|---------------|-----------|-------------|-----------|------------------|--------|-----------|--------|---------------|-------------|----------------|--------------|----------|---------|------|-------|
| | | | | Fruit Borer | Tip Borer | Thrips | Hopper | Fruit fly | Scales | Galls/Midgges | Mealy Bug | Fruit Borer | Tip Borer | Thrips | Hopper | Fruit fly | Scales | Galls/Midgges | Anthraxnose | Powdery Mildew | Malformation | Gummosis | Decline | | |
| % age 1st F.N of February, 2019 | 257 | 2543.135 | 896 | 0.00 | 0.00 | 0.00 | 0.00 | 0.00 | 0.00 | 0.00 | 4.67 | 0.00 | 0.00 | 0.00 | 0.00 | 0.00 | 0.39 | 0.00 | 13.62 | 20.23 | 205.45 | 0.00 | 7.00 | 8.56 | 13.62 |
| % age 2nd F.N of January, 2019 | 258 | 2971 | 1815 | 0.00 | 0.00 | 0.00 | 0.00 | 0.00 | 0.00 | 0.00 | 0.00 | 0.00 | 0.00 | 0.00 | 0.00 | 0.00 | 0.39 | 0.00 | 15.89 | 19.38 | 61.63 | 0.00 | 6.59 | 7.75 | 15.50 |





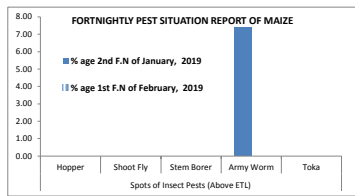
C- FORTNIGHTLY PEST SITUATION REPORT OF GUAVA

| | Spots Visited | Area Surveyed (Acres) | Area Affected (Acres) | Insect Pests (Spots) | | | | | | | | | Diseases (Spots) | | |
|---------------------------------|---------------|-----------------------|-----------------------|------------------------|-----------|-------------|-----------|-----------|------------------------|-----------|-------------|-------|------------------|---------|----------|
| | | | | Insect Pests Above ETL | | | | | Insect Pests Below ETL | | | | Anthracnose | Decline | Witherip |
| | | | | Borer | Fruit Fly | Leaf Folder | Army worm | Mealy Bug | Borer | Fruit Fly | Leaf Folder | | | | |
| % age 1st F.N of February, 2019 | 139 | 712.84 | 66.00 | 0.00 | 0.00 | 0.00 | 0.00 | 0.00 | 0.00 | 2.88 | 0.00 | 12.95 | 5.04 | 3.60 | |
| % age 2nd F.N of January, 2019 | 122 | 612.03 | 65.50 | 0.00 | 0.00 | 0.00 | 0.00 | 0.00 | 0.82 | 4.10 | 0.00 | 13.11 | 1.64 | 9.84 | |



D- FORTNIGHTLY PEST SCOUTING REPORT OF MAIZE

| | No. of Spots | Area Surveyed | Area Affected | Spots of Insect Pests (Above ETL) | | | | | Spots of Insect Pests (Below ETL) | | | | Disease Incidence | | |
|---------------------------------|--------------|---------------|---------------|-----------------------------------|-----------|------------|-----------|------|-----------------------------------|-----------|------------|------|-------------------|-------------|------|
| | | | | Hopper | Shoot Fly | Stem Borer | Army Worm | Toka | Hopper | Shoot Fly | Stem Borer | Toka | Stalk Rot | Leaf Blight | Smut |
| % age 1st F.N of February, 2019 | 60 | 333.8 | 0 | 0.00 | 0.00 | 0.00 | 0 | 0.00 | 0.00 | 0.00 | 0.00 | 0.00 | 0.00 | 0.00 | 0.00 |
| % age 2nd F.N of January, 2019 | 27 | 107 | 3 | 0.00 | 0.00 | 0.00 | 7.41 | 0 | 0.00 | 0.00 | 0.00 | 0.00 | 0.00 | 0.00 | 0.00 |



E- FORTNIGHTLY PEST SITUATION REPORT OF POTATO

| | No. of Spots | Area Surveyed | Area Affected | Spots Above ETL | | Spots Below ETL | | Disease Spots | | | | |
|---------------------------------|--------------|---------------|---------------|-----------------|-----------|-----------------|-----------|---------------|-------------|------------|-----------------|------------|
| | | | | Jassid | White Fly | Jassid | White Fly | Early Blight | Late Blight | Black Wart | Leaf Curl Virus | Mycoplasma |
| % age 1st F.N of February, 2019 | 295 | 3404 | 597 | 0.00 | 0.00 | 5.08 | 3.39 | 0.00 | 0.00 | 0.00 | 0.00 | 0.00 |
| % age 2nd F.N of January, 2019 | 294 | 3608.5 | 124.1 | 0.00 | 0.00 | 2.04 | 3.74 | 3.06 | 13.26 | 0.00 | 0.00 | 0.00 |

