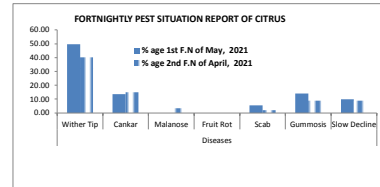
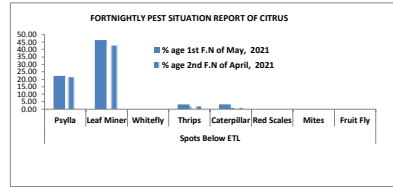
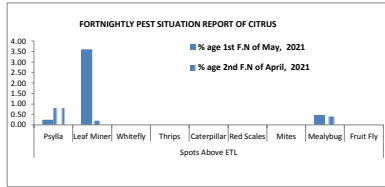


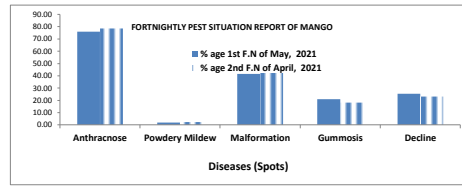

A- FORTNIGHTLY PEST SITUATION REPORT OF CITRUS

	Spots Visited	Area Surveyed (Acres)	Area Affected (Acres)	Spots Above ETL										Spots Below ETL					Diseases									
				Psylla	Leaf Miner	Whitefly	Thrips	Caterpillar	Red Scales	Mites	Mealybug	Fruit Fly	Psylla	Leaf Miner	Whitefly	Thrips	Caterpillar	Red Scales	Mites	Fruit Fly	Wither Tip	Canker	Malanose	Fruit Rot	Scab	Gummosis	Slow Decline	
% age 1st F.N of May, 2021	416	2486.93	1405.10	0.24	3.61	0.00	0.00	0.00	0.00	0.00	0.00	0.48	0.00	22.36	46.39	0.00	3.13	3.13	0.00	0.00	0.00	49.76	13.46	0.00	0.00	5.53	13.94	9.86
% age 2nd F.N of April, 2021	495	2964.90	1359.70	0.81	0.20	0.00	0.00	0.00	0.00	0.00	0.40	0.00	23.41	42.63	0.00	1.82	0.81	0.00	0.00	0.00	40.20	14.95	3.43	0.00	2.02	8.89	8.89	



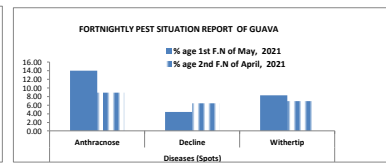
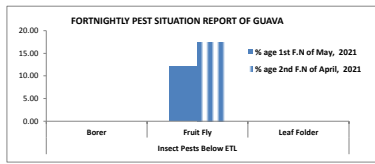

B- FORTNIGHTLY PEST SITUATION REPORT OF MANGO

	Spots Visited	Area Surveyed (Acres)	Area Affected (Acres)	Insect Pests (Spots)										Diseases (Spots)										
				Fruit Borer	Tip Borer	Thrips	Hopper	Fruit fly	Scales	Galls/Wildfigs	Mealy Bug	Fruit Borer	Tip Borer	Thrips	Hopper	Fruit fly	Scales	Galls/Wildfigs	Anthracnose	Powdery Mildew	Malformation	Gummosis	Decline	
% age 1st F.N of May, 2021	248	3473.5	1799	0.00	0.00	0.00	0.00	0.00	0.00	0.00	0.00	0.81	12.10	0.00	4.44	40.73	0.00	38.31	22.58	75.81	2.02	41.53	20.97	25.40
% age 2nd F.N of April, 2021	265	4058.4	2249.3	0.00	0.00	1.13	4.53	0.00	0.00	0.38	1.51	1.51	0.00	7.17	33.21	0.00	32.45	33.96	78.49	2.26	42.26	18.11	23.02	



C- FORTNIGHTLY PEST SITUATION REPORT OF GUAVA

	Spots Visited	Area Surveyed (Acres)	Area Affected (Acres)	Insect Pests (Spots)										Diseases (Spots)		
				Insect Pests Above ETL					Insect Pests Below ETL					Anthracnose	Decline	Witherip
				Borer	Fruit Fly	Leaf Folder	Army worm	Mealy Bug	Borer	Fruit Fly	Leaf Folder					
% age 1st F.N of May, 2021	157	732.93	105.63	0.00	0.00	0.00	0.00	0.00	0.00	0.00	12.10	0.00	14.01	4.46	8.28	
% age 2nd F.N of April, 2021	202	924.13	145.00	0.00	0.00	0.00	0.00	0.00	0.00	0.00	17.33	0.00	8.91	6.44	6.93	



D- FORTNIGHTLY PEST SITUATION REPORT OF POTATO

	No. of Spots	Area Surveyed	Area Affected	Spots Above ETL		Spots Below ETL		Disease Spots				
				Jassid	White Fly	Jassid	White Fly	Early Blight	Late Blight	Black Wart	Leaf Curl Virus	Mycoplasma
% age 1st F.N of May, 2021	16	23.1	3.2	0.00	0.00	12.5	6.25	0.00	0.00	0.00	0.00	0.00
% age 2nd F.N of April, 2021	4	5.6	0.2	0.00	0.00	50.00	0.00	0.00	0.00	0.00	0.00	0.00

