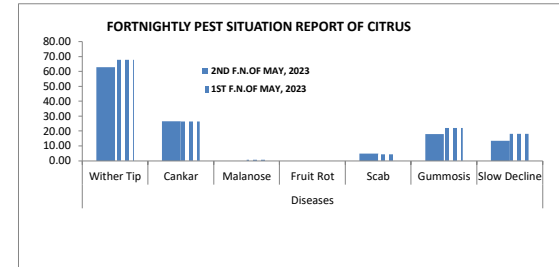
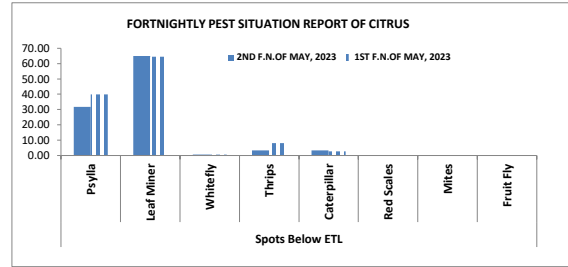
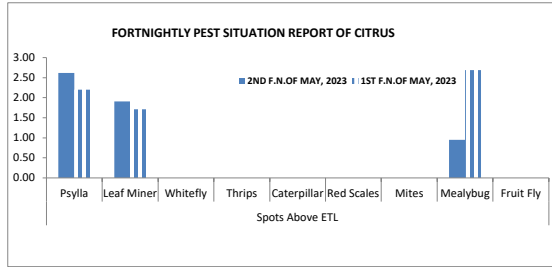


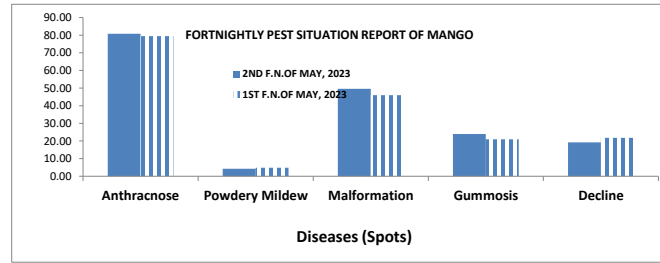
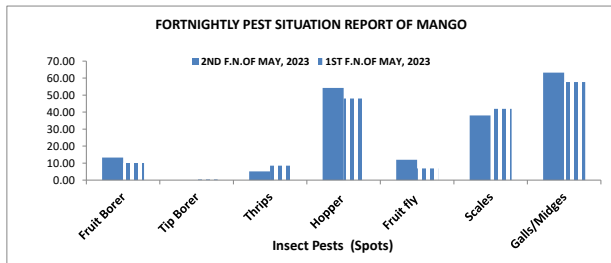
## A- FORTNIGHTLY PEST SITUATION REPORT OF CITRUS

	Spots Visited	Area Surveyed (Acres)	Area Affected (Acres)	Spots Above ETL									Spots Below ETL									Diseases					
				Psylla	Leaf Miner	Whitefly	Thrips	Caterpillar	Red Scales	Mites	Mealybug	Fruit Fly	Psylla	Leaf Miner	Whitefly	Thrips	Caterpillar	Red Scales	Mites	Fruit Fly	Wither Tip	Cankar	Malanose	Fruit Rot	Scab	Gummosis	Slow Decline
2ND F.N.OF MAY, 2023	420	2939.38	1839.68	2.62	1.90	0.00	0.00	0.00	0.00	0.00	0.95	0.00	31.67	65.00	0.48	3.33	3.33	0.00	0.00	0.00	62.86	26.43	0.00	0.00	4.76	17.86	13.33
1ST F.N.OF MAY, 2023	409	2862.38	2061.15	2.20	1.71	0.00	0.00	0.00	0.00	0.00	2.69	0.00	39.85	64.55	0.49	8.07	2.69	0.00	0.00	0.00	67.73	26.41	0.73	0.00	4.40	22.00	18.09



## B- FORTNIGHTLY PEST SITUATION REPORT OF MANGO

	Spots Visited	Area Surveyed (Acres)	Area Affected (Acres)	Insect Pests (Spots)							Insect Pests (Spots)							Diseases (Spots)					
				Fruit Borer	Tip Borer	Thrips	Hopper	Fruit fly	Scales	Galls/Midges	Mealy Bug	Fruit Borer	Tip Borer	Thrips	Hopper	Fruit fly	Scales	Galls/Midges	Anthrachnose	Powdery Mildew	Malformation	Gummosis	Decline
2ND F.N.OF MAY, 2023	234	2620	1991	0.43	0.00	0.00	0.85	0.00	0.00	0.00	1.28	13.25	0.00	5.13	54.27	11.97	38.03	63.25	80.77	4.27	49.57	23.93	19.23
1ST F.N.OF MAY, 2023	248	2926	2147	0.00	0.00	0.40	10.08	0.00	0.00	0.00	1.21	10.08	0.40	8.47	47.98	6.85	41.94	57.66	79.44	4.84	45.97	20.97	21.77



### C- FORTNIGHTLY PEST SITUATION REPORT OF GUAVA

	Spots Visited	Area Surveyed (Acres)	Area Affected (Acres)	Insect Pests (Spots)									Diseases (Spots)		
				Insect Pests Above ETL					Insect Pests Below ETL				Anthracnose	Decline	Withertip
				Borer	Fruit Fly	Leaf Folder	Army worm	Mealy Bug	Borer	Fruit Fly	Leaf Folder				
2ND F.N.OF MAY, 2023	237	1127.4	253.88	0.00	0.84	0.00	0.00	0.00	0.00	0.00	7.17	0.00	22.78	4.22	10.13
1ST F.N.OF MAY, 2023	241	1214.2	243.75	0.00	0.00	0.00	0.00	1.24	0.00	11.20	0.83	20.33	4.15	9.96	

