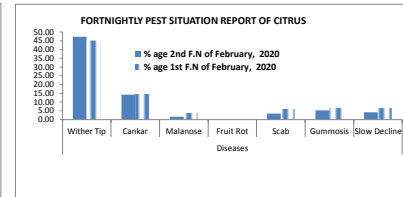
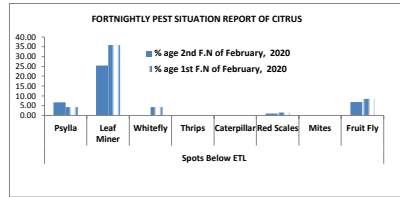
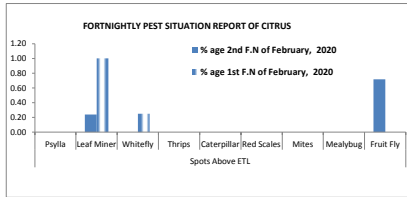


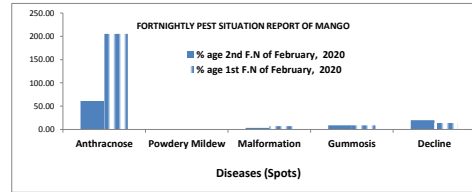
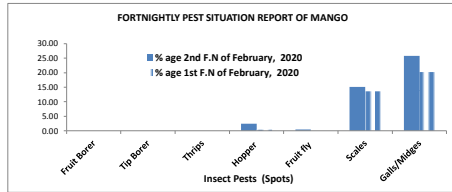
A- FORTNIGHTLY PEST SITUATION REPORT OF CITRUS

	Spots Visited	Area Surveyed (Acres)	Area Affected (Acres)	Spots Above ETL										Spots Below ETL						Diseases								
				Psylla	Leaf Miner	Whitefly	Thrips	Caterpillar	Red Scales	Mites	Mealybug	Fruit Fly	Psylla	Leaf Miner	Whitefly	Thrips	Caterpillar	Red Scales	Mites	Fruit Fly	Wither Tip	Cankar	Malanose	Fruit Rot	Scab	Gummosis	Slow Decline	
% age 2nd F.N of February, 2020	418	2416.75	1224.13	0.00	0.24	0.00	0.00	0.00	0.00	0.00	0.00	0.00	0.72	6.70	25.36	0.00	0.00	0.00	0.96	0.00	6.94	47.37	14.11	1.67	0.00	3.35	5.26	4.07
% age 1st F.N of February, 2020	399	2481.6	1221.975	0.00	1.00	0.25	0.00	0.00	0.00	0.00	0.00	0.00	4.26	35.84	4.26	0.00	0.00	1.50	0.00	8.52	45.11	14.54	3.76	0.00	6.02	6.52	6.52	



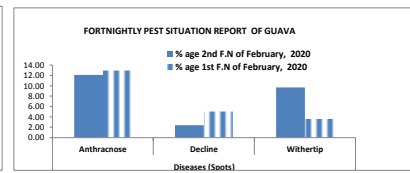
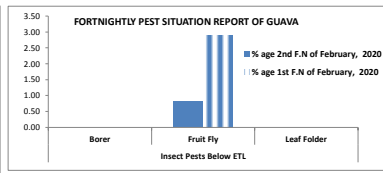
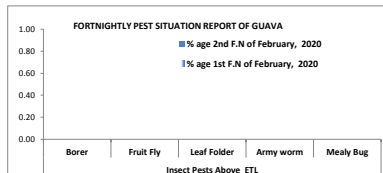
B- FORTNIGHTLY PEST SITUATION REPORT OF MANGO

	Spots Visited	Area Surveyed (Acres)	Area Affected (Acres)	Insect Pests (Spots)										Diseases (Spots)												
				Fruit Borer	Tip Borer	Thrips	Hopper	Fruit fly	Scales	Galls/Midgges	Mealy Bug	Fruit Borer	Tip Borer	Thrips	Hopper	Fruit fly	Scales	Galls/Midgges	Anthraxnose	Powdery Mildew	Malformation	Gummosis	Decline			
% age 2nd F.N of February, 2020	244	2491	899	0.00	0.00	0.00	0.00	0.00	0.00	0.00	0.00	0.00	0.00	0.00	0.00	0.00	0.00	2.46	0.41	15.16	25.82	60.66	0.00	2.87	8.61	19.67
% age 1st F.N of February, 2020	257	2543.135	896	0.00	0.00	0.00	0.00	0.00	0.00	4.67	0.00	0.00	0.00	0.00	0.00	0.39	0.00	13.62	20.23	205.45	0.00	7.00	8.56	13.62		




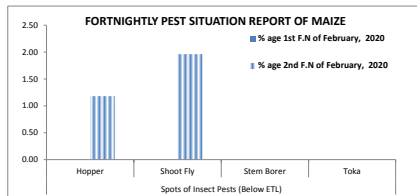
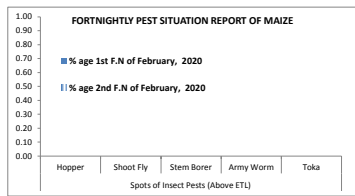
C- FORTNIGHTLY PEST SITUATION REPORT OF GUAVA

	Spots Visited	Area Surveyed (Acres)	Area Affected (Acres)	Insect Pests (Spots)									Diseases (Spots)		
				Insect Pests Above ETL					Insect Pests Below ETL				Anthracnose	Decline	Witherip
				Borer	Fruit Fly	Leaf Folder	Army worm	Mealy Bug	Borer	Fruit Fly	Leaf Folder				
% age 2nd F.N of February, 2020	124	547.63	87.13	0.00	0.00	0.00	0.00	0.00	0.00	0.00	0.81	0.00	12.10	2.42	9.68
% age 1st F.N of February, 2020	139	712.84	66.00	0.00	0.00	0.00	0.00	0.00	0.00	0.00	2.88	0.00	12.95	5.04	3.60



D- FORTNIGHTLY PEST SCOUTING REPORT OF MAIZE

	No. of Spots	Area Surveyed	Area Affected	Spots of Insect Pests (Above ETL)					Spots of Insect Pests (Below ETL)				Disease Incidence		
				Hopper	Shoot Fly	Stem Borer	Army Worm	Toka	Hopper	Shoot Fly	Stem Borer	Toka	Stalk Rot	Leaf Blight	Smut
% age 2nd F.N of February, 2020	255	1493.5	43	0.00	0.00	0.00	0	0.00	1.18	1.96	0.00	0.00	0.00	0.00	0.00
% age 1st F.N of February, 2020	60	333.8	0	0.00	0.00	0.00	0	0.00	0.00	0.00	0.00	0.00	0.00	0.00	0.00



E- FORTNIGHTLY PEST SITUATION REPORT OF POTATO

	No. of Spots	Area Surveyed	Area Affected	Spots Above ETL		Spots Below ETL		Disease Spots				
				Jassid	White Fly	Jassid	White Fly	Early Blight	Late Blight	Black Wart	Leaf Curl Virus	Mycoplasma
% age 2nd F.N of February, 2020	171	1336.8	136	0.00	0.00	2.92	2.92	4.09	4.68	0.00	0.00	0.00
% age 1st F.N of February, 2020	295	3404	597	0.00	0.00	5.08	3.39	0.00	0.00	0.00	0.00	0.00

